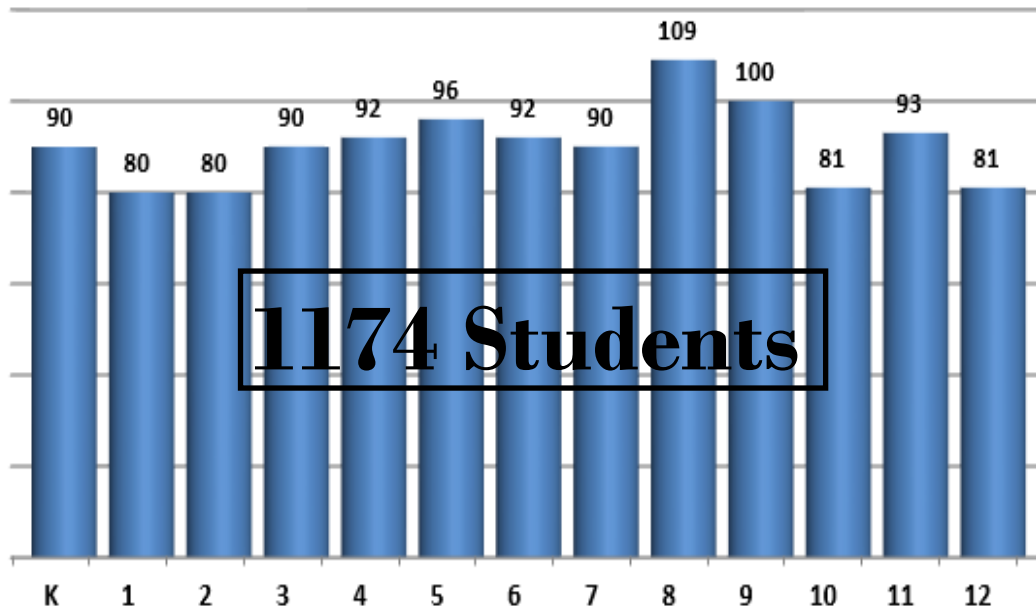
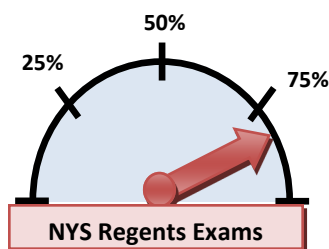




Class Enrollment (Spring 2020)

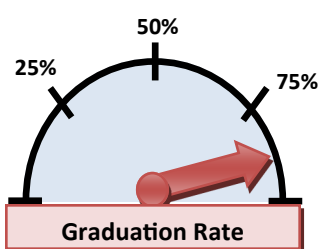


The following Data and Assessment Newsletter is a compilation of district-wide data from the 2019-2020 school year. The data shared in this newsletter is for the educators of the SFCSD and hopefully will provide informative data on the students in our district.



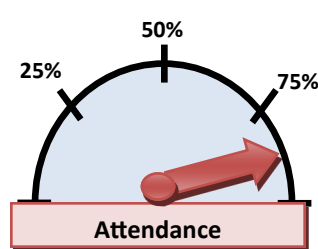
Average % Passing
Algebra I & II, Biology,
English, Chemistry, Earth
Sci., Geometry, Global,
Physics, US History

NA



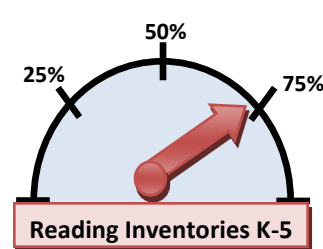
**% of Graduates from
Mynderse Academy
Class of 2020
(Total Completers)**

92%



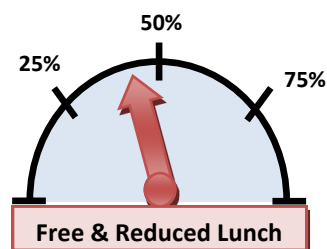
**% of Student Attendance
Greater Than 10%**

NA



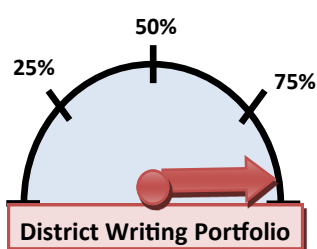
Average % At/Above GL
DRA (Grades K-2)
QRI (Grades 3-5)

NA



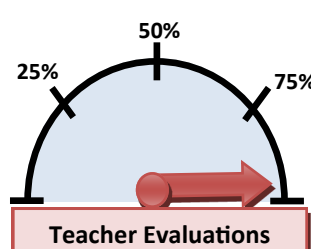
% Free & Reduced Lunch
Free Lunch (44%)
Reduced Lunch (3%)

49%




% Meeting GL Competency
Grade 8
Grade 11

NA



% Meeting Proficiency
In Domain II & III
Class Environment
Instruction

NA

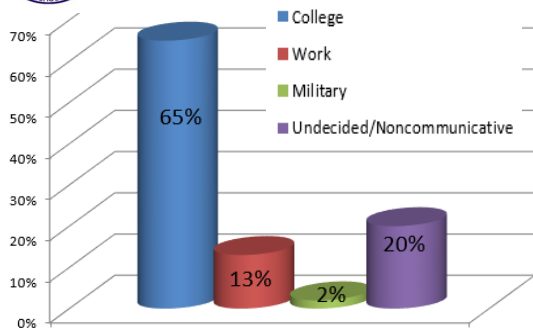


**Grade 4
Grade 8**

NA

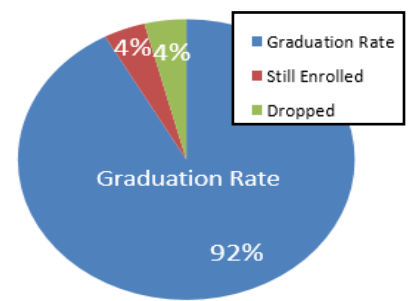


MYNDERSE ACADEMY GRADUATION DATA



Class of 2020 Graduation Data

Graduates	85 St.
Regents Diploma	30 St.
Regents w/Adv.Des	21 St.
Adv. Desig./Honors	19 St.
CDOS/Local Diploma	7 St.
Early Graduate	1 St.
P-Tech Student/MA Grad	2 St.
Still Enrolled	3 St.
Dropped	3 St.



NAME	COLLEGE	MAJOR
Adams, Aaliyah M.	FLCC	Undecided
Albro, Alexander		
Andrews, Michael	Hobart William Smith	Psychology
Aten, Justin M.	Unsure - community college	Undecided
Babilonia, Sasha M	FLCC	Criminal Justice
Baker, Ochean	Corning Community College	Psychology
Bogart, Jared		
Buck, Jada L.		
Bulla, JoLee B.		
Cambareri, Nicholas J.		
Copp, Alexis O.		
Davis, Jamison		
Dellefave, Andrew*		
Dickson, Cole J.	University at Buffalo	Engineering
Dyson, Colby T.		
Ehresman, Danielle K.	SUNY Albany	Atmospheric Science/Meteorology
Eller, Margaux L.	Middlebury College	Biology, with Pre-Med track
Eller, Michael L.	Middlebury College	Double Major in Economics & Biology, with Pre-Med track
Engster, Nicole M.	Duquesne University	Biology/Pre-Med track
Fisher, Jamie	Spring 2021 - William and Mary	Political Science
Fleming, Regann A	FLCC	Undeclared
Gill, Aubrey L.	St. John Fisher College	Nursing
Harrison, Cameron	FLCC	Para medicine and Applied Sciences
Hauf, Jonah A.	SUNY Albany	Accounting
Hayes, Alexis M.		
Head, Mason	SUNY Albany	Political Science
Hendrickson, Alexander.	Rochester Institute of Technology	Engineering
Herron, Griffin C.	Keuka College	Elementary/Special Education
Hess, Connor N.		
Hilkert, Kaitlyn M.	FLCC	Behavioral Science/Social Sciences
Hoover, Keandre		
Jang, Phillip S.	University of Southern California	Biomedical Engineering
Jastrzab, Christopher K.	SUNY Cortland	Geology
Jones, Brianna E.	Nazareth College	Elementary Education
Kaufman, Tyree C.	SUNY Brockport	Sports Management and Theatre
Korzeniewski, Caitlyn	SUNY Geneseo	Undecided
LaPrade, Kobe B.	FLCC	Game Design and Development
Liscum, Daniel T.	St. John Fisher College	Marketing
Liscum, Elizabeth	Elmira College	Psychology
Macina, Camille J.		
Mahoney, Rachel	University of Rochester	Undeclared
Major, Madison L.	Cayuga Community College	Early Childhood Education
Marro, Austin M.		

NAME	COLLEGE	MAJOR
McConnell, Shae K.	SUNY Oswego	Adolescent Education (Biology concentration)
McIntyre, Cody L.		
McIntyre, John J.		
McKoy, Karrina	FLCC	Criminal Justice
Montgomery, Zachary S.	Rochester Institute of Technology	Software Engineering
Montross, Benjamin	Missouri State Tech	Computer Application Development
Morehouse, Caleb D.		
Morrell, Chloe N.	SUNY Cortland	Speech Pathology
Mumford, Gage		
Negron, Sasha-Rey	Keuka College	Early Childhood Education
Page, Jennifer R.	Houghton College	English/Writing
Partee, Emily E.		
Partin, Cassidy N.	Wayne Community College	Psychology
Picchi, Kyle V.	FLCC	Cyber security and Networking
Pierce, Jewlie A.		
Plummer, Isiah C.		
Porter, Jeremy L.	McPherson College	Automotive Restoration
Prosser, Maya	Monroe Community College	Business Management
Queor, Hanna		
Reardon, Matthew J.	SUNY ESF	Environmental Biology
Redding, Lily K.	FLCC	Human Services
Reese, Colby J.	SUNY Brockport	Adolescent Education with a concentration in History
Rodas, Corey A.		
Rook, Sydney L.	SUNY Oneonta	Undeclared
Rowley, Alec		
Rowley, Sydney M.	SUNY Oswego	Undeclared
Sealy, Nathaniel J.	Susquehanna University	Accounting
Simolo, Ian H.	SUNY Cortland	Business Economics
Smith, Zion G.	FLCC	Computer Science
Sperato, Jason		
Spinner, Ethan S.	Clarkson University	Global Supply Chain Management
Stenquist, Kaleb F.	SUNY Cortland	Physical Education
Tidball, Charlotte A.	Cornell University	Environment and Sustainability
Torres, Christian A.		
Vannelli, Cameron M.	MCC	Business Administration
Verkey, Mackenzie I.	Tompkins Cortland Community College	Criminal Justice
Welch, Emily E.		
Williams, Sean		
Wilmot, Phoebe I.	SUNY Brockport	Social Work
Winfield, Julian L.		
Yancey, Olivia M.		
Years, Nicole		



MYNDERSE ACADEMY CLASS OF 2020 "BY THE NUMBERS"

47
Different
Graduates
took AP
Exams this
year

5
Members of the
Nat'l
Technical Honor

7
Students earned
Mastery in Math

33 Nat'l Honor Society
Members

NYS PHSAA School of Excellence Award



9% of students
plan to enter the work-
force

27
Spanish Nat'l Honor
Society Members

65%
of the Class of
2020 plans to
attend college

31
RHO Kappa Social
Studies National
Honor Society Mem-
bers

22
Students earned
Mastery in Science
Honors

22
Graduates who have earned
recognition for Academic Excel-
lence (Cumulative average of 90
or better at MA)

85% of Athletic
Teams were Scholar
Athlete Status teams

Graduates have been a part of our music program which has won local, state and national recognition. The students in our music program participated in Choral Ensembles, Band, Marching Band and Jazz Ensembles. Many of our seniors have also been involved in our drama club and have been members of casts that have received various awards and recognition throughout the last 4 years.



MYNDERSE ACADEMY ASSESSMENT RESULTS

* Indicates scored higher than NYS average on levels 3-5



- 62 AP Exams were taken by 47 students

Each AP Exam score is a weighted combination of the student's scores on the multiple-choice section and the free-response section. The final score is reported on a 5-point scale:

5 = extremely well qualified

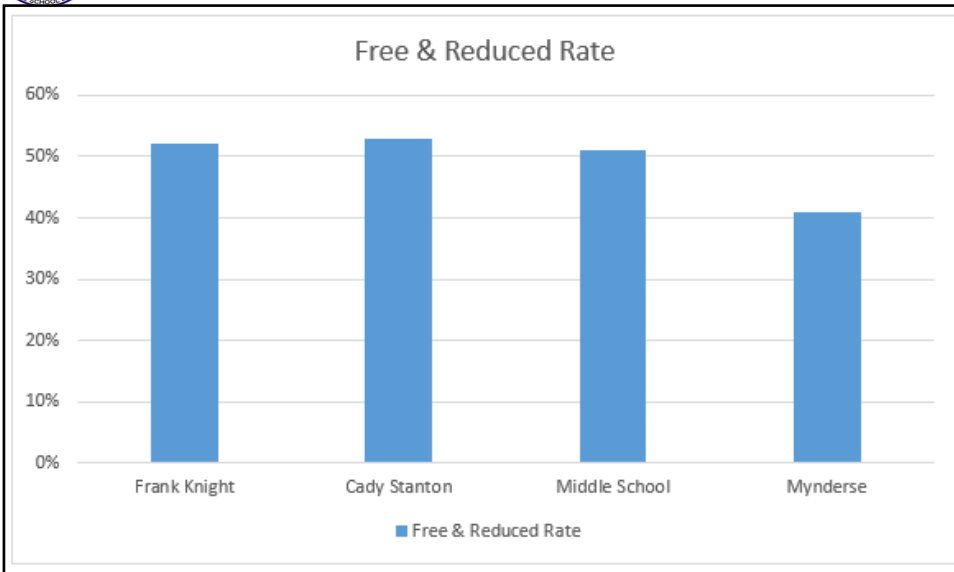
4 = well qualified

3 = qualified

SUBJECT	EXAMS	% Level 3-5
AP ENG. LIT/COMP.	10	80% *
AP US HISTORY	19	79% *
AP CALCULUS	18	61%
AP BIOLOGY	3	100% *
AP PHYSICS	2	50%
AP CHEMISTRY	10	30%
TOTAL AP EXAMS	62	67%



MEALS DELIVERED DURING DISTANCE LEARNING/ BUDGET VOTE RESULTS



Number of bagged meals served March–
June

Breakfast	Lunch	Totals
17653	17653	35306



SENECA FALLS CENTRAL SCHOOL DISTRICT BUDGET VOTE RESULTS

	YES	NO	
PROPOSITION #1 BUDGET VOTE	1035	460	Passed
PROPOSITION #2 BUS PURCHASE	1111	388	Passed
PROPOSITION #3 SENECA FALLS LIBRARY	987	508	Passed

The SFCSD is very lucky to have a strong and supportive community as evidenced by the budget vote results. THANK YOU to our community.



TECHNOLOGY SUPPORT DURING DISTANCE LEARNING

Technology Support

Technology assistance was an essential part of helping students and families access instructional work, SEL support, counseling support, food distribution information, etc.. Huge shout out to the teachers who made & shared videos, Building Principals & the tech team for their support of teachers, students and families during the quick transition to Distance Learning.

Tech Support During Distance Learning

	FK	CS	MS	MA	Total
Clever login issues/badge requests	37	12	0	0	49
Clever apps access	18	15	2	0	35
Requests for Clever apps additions	5	6	0	0	11
Zoom - parent/student	2	0	1	0	3
Zoom support - teachers	38	10	14	8	70
Chromebook login issues	18	8	3	2	31
Chromebook issues	5	3	27	16	51
Wifi issues	6	7	3	8	24
Student password resets	0	0	5	3	8
Teacher password resets	7	6	12	19	44
Teacher requests for app information (Clever)	9	3	0	0	12
Teacher requests to open blocked links	31	4	0	5	40
Misc. tech issues/requests for how-to's: Schooltool, Google Classroom, Google Drive, sharing Google docs, setting up a contacts group, iReady, etc. (faculty/staff)	46	61	49	34	190
Misc. tech issues (admin)	x	x	x	x	27
Misc. student tech issues	0	2	6	15	23
Misc. parent tech issues	5	5	1	3	14



INSTRUCTIONAL TECHNOLOGY USE 8/1/2019-5/21/2020 (Unless otherwise indicated)

App Name	Building(s)	Unique users (number of users who have logged in - students/teachers)	Total logins since 8/1/19 (students/teachers)	Notes
Brainpop	CS	176/16	851/227	
Brainpop ELL	all	151/7	305/10	
Brainpop Jr.	FK/CS	269/23	1,236/267	577 FK, 926 CS
Britannica School	all	85/3	150/4	54 FK, 83 CS, 11 MS, 6 MA
Education City	FK	65/7	474/31	
Epic - students	FK/CS	31/3	165/7	*added in April, some are logging in outside of Clever, used primarily at CS, only 6 logins at FK
Happy Numbers	FK (kdg.)	124/18	997/212	*added in April
iReady	FK/CS/MS	755/55	93.4K/3.6K	
IXL Math	FK/MS	81/10	872/64	889 FK, 47 - MS (not all MS students go through Clever)
myOn	FK/CS	457/28	20.1K/418	3,609 FK, 16,866 CS
Newsela	all	237/19	1.4K/202	50 FK, 1,563 CS, 22 MS, 0 MA
NitroType	FK, CS, MS	188/9	2.8K/12	609 FK, 2,111 CS, 48 MS
Pebble Go	FK	122/18	844/97	
ReadWorks	CS	3/2	9/7	*added in April
Splash Math/ Splash Learn	FK (1st grade)	49/10	134/92	*added in April - teachers have added the link to their page in Clever, that data is not available. Most students access it through their page.
Teaching Books	all	56/12	75/14	36 FK, 41 CS, 10 MS, 2 MA
Tumble Book Library	FK/CS	81/14	251/39	174 FK, 116 CS
Xello	MS/MA	237/8	1.1K/55	some use the link rather than going through Clever